

Nanango State High School

BYO Program



How to download and install Office 365

Term 1 / 2026

1. Navigate to <https://portal.office.com/account>
2. Sign in using your DoE email account:
 - **SCHOOLS (EQ)** account: username@eq.edu.au
3. You will be prompted for your username and password on the online authentication page. **Type** your username and password, **tick** the box to agree to the conditions of use, and **click** "sign in"



Queensland Government

Department of Education

Sign in

Username

username

Password

.....



☒ I accept the conditions of use

Sign in

[Forgot password?](#)

[Change password](#)

Conditions of use

The Department of Education network (the network) is provided only to authorised users and only for official schooling and work purposes.

Your use of the network (including internet and email) is logged, may be monitored, and where potentially unlawful conduct is detected, referred to law enforcement agencies.

Students - please refer to the Student Code of Conduct for your obligations and the consequences of non-compliance, or ask your teacher for more information.

Staff - you must comply with the Code of Conduct, Standard of Practice and department policies and procedures. You must not access systems or use information if you are not authorised to do so. You must not access records for personal interest. Unauthorised access and misuse of information may result in you being charged with an offence, e.g. under section 408E of the Criminal Code (Qld), and disciplinary and professional consequences (such as loss of employment and cancellation of registration).

4. Under "Office apps & devices" **click** "Install Office"

Department of Education My account

My account

- My account
- Subscriptions
- Security & privacy
- App permissions
- Apps & devices
- Tools & add-ins

Office apps & devices

You can install Office on up to 5 PCs or Macs, 5 tablets, and 5 smartphones.

Install Office

View apps & devices

Subscriptions

Verify what products and licenses you have.

View subscriptions

Security & privacy

Protect your account and adjust important privacy settings to your preference.

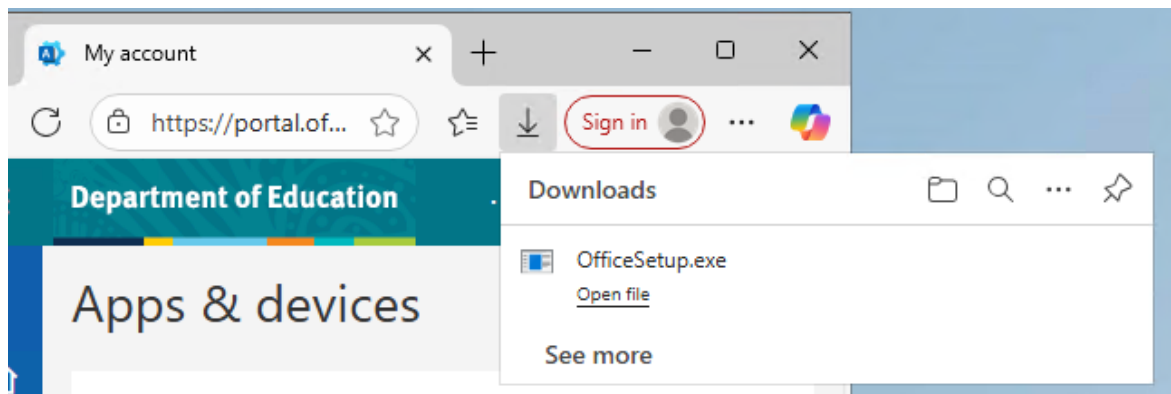
Manage security & privacy

App permissions

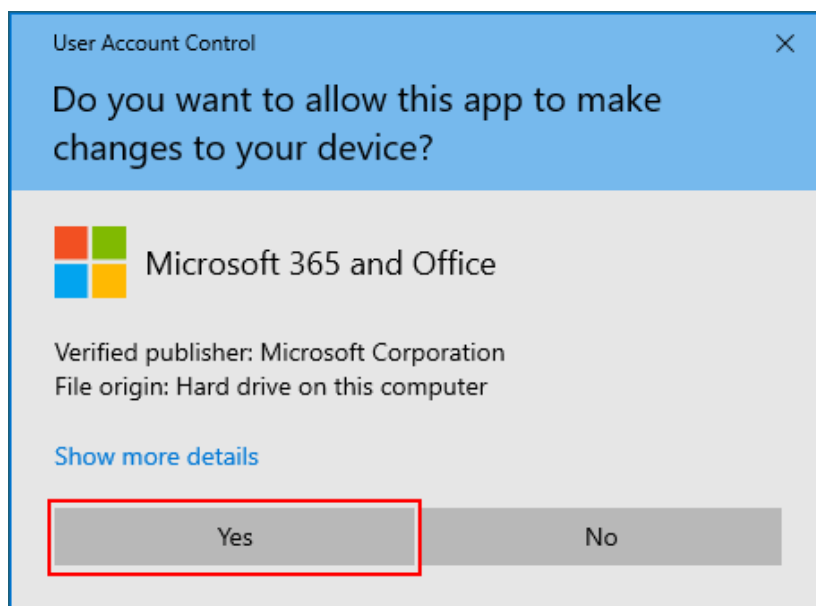
Manage which apps have access to your data. You can revoke permission whenever you want.

Change app permissions

5. A file will download titled "OfficeSetup.exe"




6. After the download has completed, **open/run** the file
7. You will be prompted with a message to make changes to your computer. **Select 'Yes'**

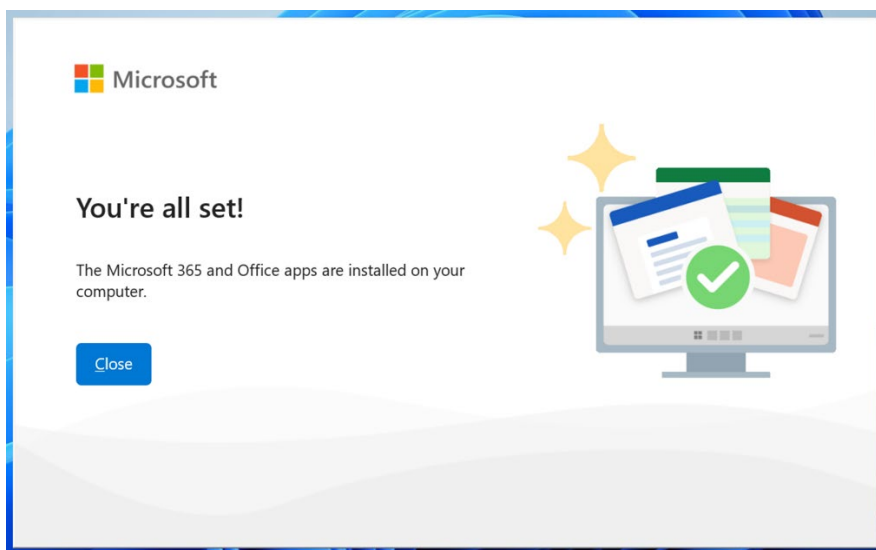


8. Office 365 will now start to download and install on your computer, wait for this to finish

Please note: The Microsoft Office 365 apps are approx. 4-6GB and may take a while to download depending on your network speeds



9. Once finished, **click 'Close'** and restart your computer to ensure all changes have applied successfully.



Additional information:

- Your Microsoft Office 365 apps are now ready for you to use. This software is only for personal devices and will remain available as long as you're an active Education Queensland user.
- When you start an Office app that's not activated, you will be prompted to sign in to Microsoft 365. Be sure to sign in using your **@eq (school account)**.